

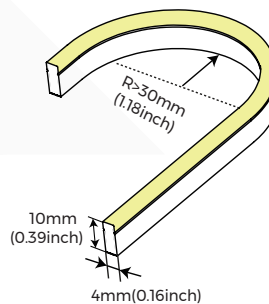
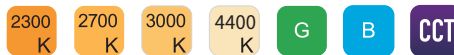
Neon Specification

NMS0410



【Features】

- Light source: High luminous efficiency, LM80 test proved.
- Process & Material: High light transmittance, environmental silicone material, integrated extrusion molding technology, IP65.
- Optical Design: Unique optical light distribution structure design, uniform lighting surface and no shadow.
- Appearance Design: Compared with the traditional neon tube or PVC guardrail tube, the silicone material has good flexibility, the simple and stylish appearance, which is exquisite and unique.
- Product Certification: UL, CE, ROHS, UCKA, CB.
- Environmental Features: Resistance to saline solutions, acids & alkali, corrosive gases and UV.
- Working/Storage Temperature: Ta: -30~55°C / 0°C~60°C.
- Application: Signage lighting, Outdoor/indoor lighting
- White/G/B/CCT with 3 years warranty or working life = 36000H, whichever comes first.



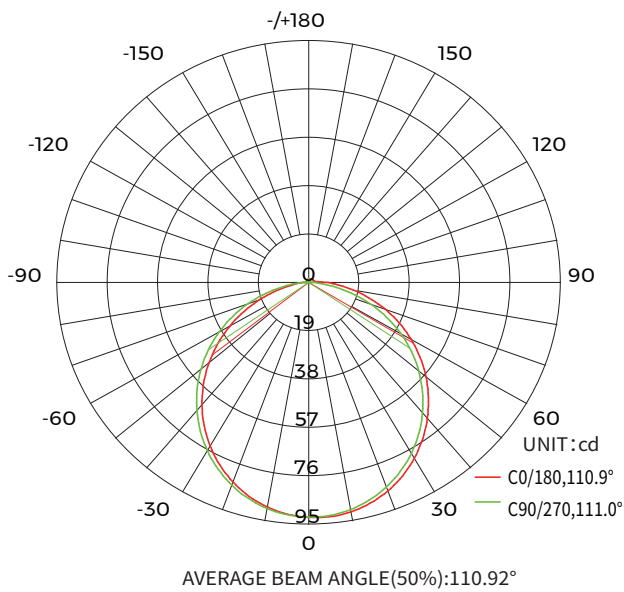
【Basic Parameters】

Model	CCT/colors	CRI	Input voltage (V)	Rated current (A/m)	Rated power (W/m)	MAX power (W/m)	Lumens (LM/m)	Length	Remark
NMS0410-9XXXXCSN050CC0500	2300K	>90	12/24	0.6 (0.18A/ft)	7.2 (2.19W/ft)	7.9 (2.41W/ft)	240 (73LM/ft)	5000mm (16.4ft)	3LED/17.86mm (12V) 7LED/41.66mm (24V)
	2700K								
	3000K								
	4000K								
NMS0410-0XXXXCSN050CC0500	G 525-530nm	/	12/24	0.3 (0.09A/ft)	7.2 (2.19W/ft)	7.9 (2.41W/ft)	/	5000mm (16.4ft)	
	B 465-470nm								
NMS0410-9LWNWXXCSN050CC0500	2300K-4000K	>90	12/24	0.6 (0.18A/ft)	7.2 (2.19W/ft)	7.9 (2.41W/ft)	220 (67LM/ft)	5000mm (16.4ft)	6LED/15.625mm (12V) 12LED/31.25mm (24V)

Note:

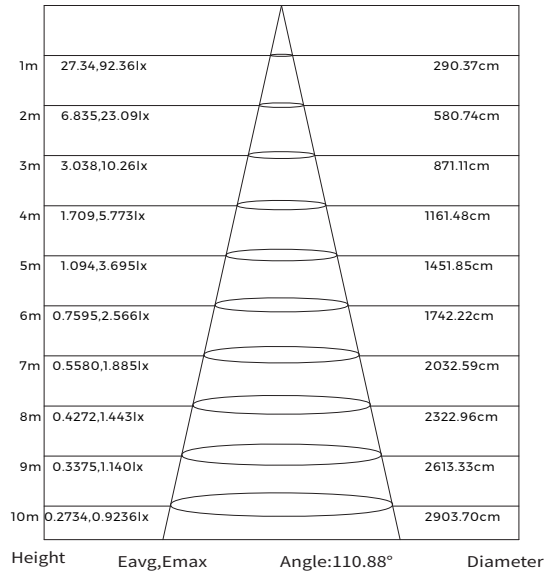
1. The above data is the testing result of 1M standard product;
2. The lumens of output data can be vary up to $\pm 10\%$;
3. The above parameters are all typical values.

[Light Distribution]



Light distribution

Flux out:188.8lm

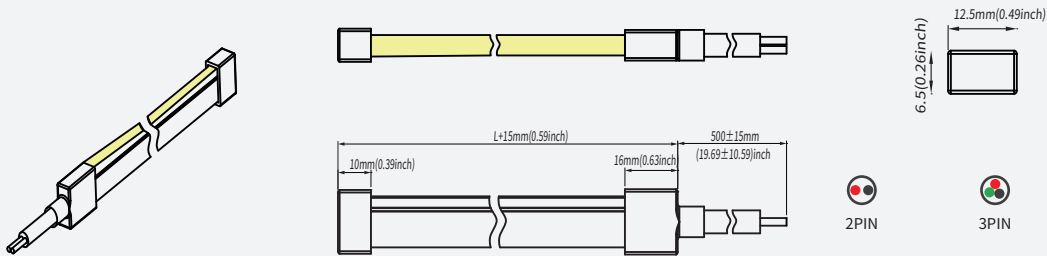


Effective average illuminance

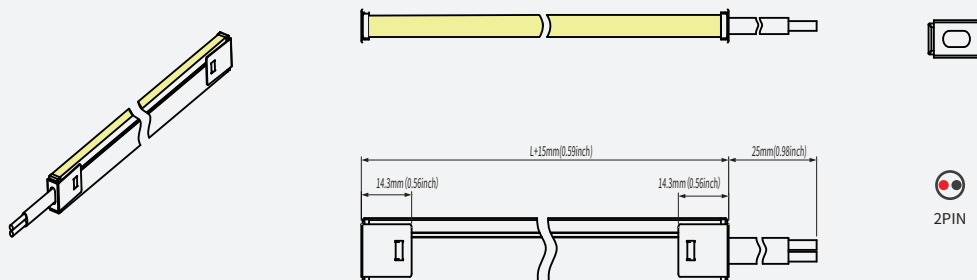
Note: The above data is based on 24V monochrome 4000K color temperature. If you need other models of IES files, please download the corresponding models from the IES database.

[Product Mechanical Parameters]


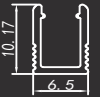












• IP65 Glued cap-top outlet







• IP65 Metal cap-top outlet



[Accessory Information]

Name	Description	Image	Sectional size	Ordering code	Quantity case (PCS)	Net weight (kg)	Per box net weight (kg)	Gross weight (kg)	Packing (mm)	Remark	
Alumina carrier	Flat mounting aluminum groove			AS-NMS0410A-1000	30	0.06	1.8	2.85	1180*135*130	Size : L1000*W6.5*H10.1mm	
Fixed clip	Fixed clip, 0.3mm stainless steel, sprayed with white paint on the surface			AS-NMS0410S-18	2000	0.0006	1.2	1.5	250*250*150	Size: L18*W5.4*H9.9mm with screws	
End cap set	End cap set, including end cap and plug			AS-NMS0410GHO-EC	400	0.0035	1.4	1.7		/	
Metal end cap kit	End cap set, including silicone end cap, isolation sheet, and metal end cap clip			AS-NMS0410SHO-EC	2000	0.0015	1.2	1.5		/	
Gray wire	2P PVC wire (0.5M)		/	AS-WS-0005	150	0.0128	1.92	2.22		Suitable for single color strip	
Gray wire	2P PVC wire (2M)			AS-WS-0006	125	0.0512	6.4	6.7			
Gray wire	3P PVC wire (0.5M)		/	AS-FC-0017	150	0.0154	2.31	2.61			Suitable for SWW strip
Gray wire	3P PVC wire (2M)			AS-FC-0018	125	0.0616	7.7	8			
Gray wire	2P JST wire (0.2M)		/	AS-FC-0007	100	0.015	1.5	2			Suitable for single color strip
Gray wire	3P JST wire (0.2M)			AS-FC-0008	100	0.015	1.5	2			Suitable for SWW strip
Gray wire	2PIN gray wire (0.5M)		/	AS-WS-0009	200	0.0077	1.54	1.84			Suitable for single color strip
Gray wire	2PIN gray wire (2M)			AS-WS-0010	100	0.031	3.1	3.4	Suitable for single color strip		
Glue	588G acidic glue		/	AS-PG-0002	150	0.014	2.1	2.4	10ml/pcs		
Connector	2PIN IP68 waterproof connector		/	AS-FC-0001	512	0.016	8.192	9.5	365*365*190		Suitable for single color strip
Connector	3PIN IP68 waterproof connector			AS-FC-0002	512	0.018	9.216	10.2		Suitable for SWW strip	

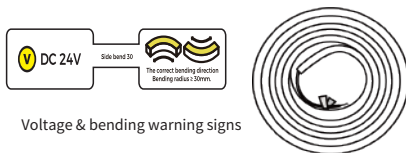
[Solution Of Control System]

Product Image	Product Name	Product number	Order code	Product specifications	Applicable Products
	Monochrome remote	CK1-GBA	402-02-000000-00001	output signal:RF(2.4GHz) Working voltage:3VDC(CR2032) Remote control distance:30m Working temperature:Ta:0-30 °C-0+55 °C	Monochrome light strip (Use with CR1-GBA)
	Monochrome light controller	CR1-GBA	402-01-000000-00001	Input voltage:12-48VDC Output current:15A@12/24V-10A@36/48V Output Power:180W@12V-360W@24V 360W@36V-480W@48V Working temperature:Ta:0-30 °C-0+55 °C	Monochrome light strip (Use with CK1-GBA)
	CCT remote control	CK2-GBA	402-02-000000-00002	output signal:RF(2.4GHz) Working voltage:3VDC(CR2032) Remote control distance:30m Working temperature:Ta:0-30 °C-0+55 °C	CCT light strip (Use with CR2-GBA)
	Color temperature controller	CR2-GBA	402-01-000000-00002	Input voltage:12-36VDC Output current:2CH,8A/CH Output Power:2x(96-288)W Working temperature:Ta:0-30 °C-0+55 °C	CCT light strip (Use with CK2-GBA)

[Packaging Solutions]

• Standard Packaging

1. Line marking, the line marking is affixed at a distance of 80mm from the end of the line;



Voltage & bending warning signs

4. Label the carton and pack it into the carton



2. Put the product information label on the back back of the static bag inside the marking line;



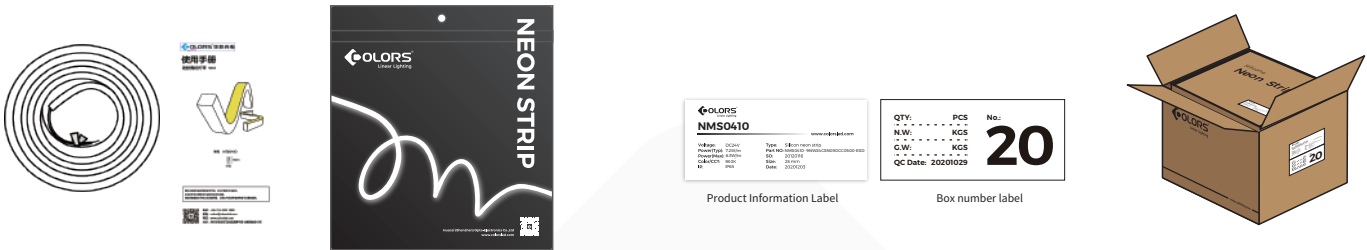
Product Information Label

5. Pack 4 boxes of products in the carton



3. Put the light strip into an electrostatic bag, one roll per bag, and seal the bag;

6. Put the product information label and the box number label on the side of the carton, and the QC inspection stamp



Model	Size	Product Quantity (box)	Product Quantity (case)	Net weight (kg)	Net weight per box (kg)	Gross weight (kg)	Carton size(m)
NMS0410-XXXXXCSN050CC0500	L5000*4*10mm	5M*1	150M	0.289	8.67	10.15	0.5*0.29*0.29

[Reliability test]

Test Item	Classification	Reference	Test method or condition
Safety test	Mechanical strength	IEC 60598-1; IEC 60598-2-21	The hammer spring Impact energy 0.35J
	IP	IEC 60598-1; IEC 60598-2-21	IP65
	Winding Test	IEC 60598-1; IEC 60598-2-21	φ150mm cylinder, 60N pull, winding 10 times at (-25°C ±2°C), and 10 times after(-15°C ±2°C, 16h).
	Cold Bend Test	IEC 60598-1; IEC 60598-2-21	wound on mandrel, low-temperature (-15°C ±2°C, 16h), around the mandrel for two turns
	Cold Impact test	IEC 60598-1; IEC 60598-2-21	Low-temperature (-15°C ±5°C, 16h), hammer falls from a height of 100mm.
	Insulation Resistance	IEC 60598-1; IEC 60598-2-21	≤ 2MΩ
	Electrical strength	IEC 60598-1; IEC 60598-2-21	500V
Mechanical reliability testing	Bending test	Colors	Each 200mm, bending up and down 100 times
	Bending test	Colors	Each 200mm, bending left and right 100 times
	Torsion test	Colors	Twist clockwise 5 times and then release, repeat 200 times
	Disassembly and assembly test	Colors	Repeat disassembly and assembly, 10 times
Environment Reliability testing	High temperature storing test	IEC 60068-2-2	80°C, 168h
	Low temperature storing test	IEC 60068-2-1	-40°C, 168h
	High temperature and Humidity impact	IEC 60068-2-78	60°C, 85%RH
	Salt Spray test	IEC 60068-2-11	5% salt solution concentration, 24h
	IK	IEC 62262	5 times of impact on each exposed surface
	Lifetime aging test	Colors	35°C, 6000h
	switch test	Colors	10s On, 10s Off, 10000 times

【Precautions】

- Use a 24V DC isolated power supply to drive the neon lamp strip and the ripple wave of constant voltage source shall be less than 5%. It is not allowed to use RC voltage reduction or non-isolated power supply to drive the neon lamp strip.
- In actual applications, 20% of the power supply shall be kept (only 80% of the power is used) to guarantee that sufficient voltage is available to drive the product.
- Attention shall be paid to safe operation. After powering on, it is not allowed to touch the AC power supply to avoid an electric shock.
- Attention shall be paid to the positive and negative poles of the wires during installation and whether the power supply conforms to required voltages to avoid damages.
- Avoid scratching, distortion and irregular bending of the product during installation; otherwise it may cause irreparable damage to the product.
- Please do not bend the strip into an arc with a diameter less than 30mm to ensure the longevity and reliability, the bending diameter too small will damage the product itself.
- If the actual length of application exceeds the specified using length, it will lead to overload heating and uneven brightness.
- To keep the eyes from being harmed, try to avoid staring at the glowing side of the LED strip for a long time.
- Non-professionals are prohibited from installing, disassembling and repairing the product.
- Do not use any acid or alkaline adhesive to fix products (including not limited to glass cement, etc.)
- Products with different IP grade should be used in different environments, the product with IP65 is not suitable for use in water-immersed environment .
- The final color of products with different sizes and specifications is slightly deviated due to structural differences under the same color temperature, which should be confirmed before use.
- Please use professional cutting tools when cutting.



No stretching



No distortion



No trampling